

Treasurers Financial Report

Debbie Rice CCT/CIO

County Treasurer & Chief Investment Officer

September 2013

CASH & INVESTMENTS

First Financial Bank Accounts

Fund	Account Number	Account Title	Beginning Balance	Deposits	Disbursements	Ending Balance
0100	XX-X619-8	General Funds	\$9,808,876.63	\$4,018,456.41	\$5,573,671.06	\$8,253,661.98
0960	XX-X654-5	Treasurer Clearing Account	\$159,809.80	\$142,783.30	\$165,973.49	\$136,619.61
Total Checking			\$9,968,686.43	\$4,161,239.71	\$5,739,644.55	\$8,390,281.59

General Fund 0100 Detail

Fund	Account Title	Beginning Balance	Receipts	Disbursements	Ending Balance
0100	General Fund	\$4,696,304.08	\$1,657,368.23	\$3,744,053.59	\$2,609,618.72
0120	Jury Fund	\$293,338.42	\$601.69	\$2,048.89	\$291,891.22
0130	Lateral Roads	\$169.49	\$0.02	\$0.00	\$169.51
0140	Law Library	\$34,646.62	\$8,636.39	\$8,387.97	\$34,895.04
0150	Road & Bridge #1	\$1,868.20	\$227,672.51	\$213,470.80	\$16,069.91
0160	Road & Bridge #2	\$1,893.25	\$122,066.31	\$108,761.44	\$15,198.12
0170	Road & Bridge #3	\$961.64	\$164,932.84	\$148,750.40	\$17,144.08
0180	Road & Bridge #4	\$1,529.79	\$196,727.01	\$180,326.33	\$17,930.47
0190	Building Maintenance	\$737.12	\$70,000.12	\$69,777.11	\$960.13
0200	Special Projects	\$929.11	\$0.10	\$0.00	\$929.21
0210	Records Mgt - Co Clerk	\$39,305.27	\$15,680.72	\$11,532.48	\$43,453.51
0220	Records Mgt - County	\$56,997.50	\$6,120.07	\$33,670.14	\$29,447.43
0240	Election Services Contracts	\$177,416.23	\$19.90	\$0.00	\$177,436.13
0260	DA Forfeiture Funds	\$14,715.26	\$1.65	\$0.00	\$14,716.91
0270	JOCO Seizure Funds	\$31,863.80	\$3.57	\$0.00	\$31,867.37
0280	Sheriff Forfeiture Fund	\$11,164.01	\$1.25	\$0.00	\$11,165.26
0300	Special Crimes Forfeitures	\$252,746.62	\$4,696.64	\$28,392.41	\$229,050.85
0320	Special Crimes Seizures	\$62,487.03	\$3,637.39	\$4,116.79	\$62,007.63
0330	JJAEP	\$21,609.11	\$1.64	\$15,994.12	\$5,616.63
0340	Juvenile Case Manager Fund	\$103,342.66	\$4,090.69	\$1,806.24	\$105,627.11
0350	Juvenile Probation Fees	\$42,656.33	\$4.79	\$0.00	\$42,661.12
0360	JP #1 Technology	\$10,473.07	\$1,073.75	\$0.00	\$11,546.82
0370	JP #2 Technology	\$6,393.01	\$580.19	\$412.50	\$6,560.70
0370	JP #2 Technology	\$6,169.74	\$1,102.04	\$857.42	\$6,414.36
0380	JP #3 Technology	\$1,289.35	\$248.41	\$0.00	\$1,537.76
0390	JP #4 Technology	\$130,398.06	\$7,231.57	\$21,640.58	\$115,989.05
0400	Courthouse Security	\$69,416.49	\$756.61	\$0.00	\$70,173.10
0410	Justice Court Security	\$45,205.86	\$785.14	\$0.00	\$45,991.00
0420	Custodial Funds	\$128,194.84	\$14,820.77	\$0.00	\$143,015.61
0450	Co Clerk Records Preservation	\$10,033.80	\$961.22	\$0.00	\$10,995.02
0460	Dist Clerk Records Preservation	\$21,095.47	\$664.08	\$0.00	\$21,759.55
0470	City & Dist Clerk Technology Fund	\$112,290.84	\$2,742.85	\$0.00	\$115,033.69
0480	Court Records Preservation Fund				

Fund	Account Title	Beginning Balance	Receipts	Disbursements	Ending Balance
0490	Dst Crt Records Technology Fund	\$40,053.77	\$1,158.60	\$0.00	\$41,212.37
0510	Mineral Revenue Reserve	\$1,464,291.25	\$7,171.13	\$0.00	\$1,471,462.38
0520	Disaster Recovery	\$35,220.96	\$3.95	\$0.00	\$35,224.91
0530	Capital Murder Fund	\$102.77	\$6,000.00	\$5,514.85	\$587.92
0550	Indigent Health Care	\$2,008.62	\$8,643.08	\$8,121.36	\$2,530.34
0590	Unclaimed Money	\$297.21	\$0.03	\$0.00	\$297.24
0600	Right of Way Fund	\$2.11	\$0.00	\$0.00	\$2.11
0750	Equipment Purchase	(\$59,575.38)	\$71,230.00	\$2,180.00	\$9,474.62
0800	LEC Interest & Sinking	\$399,534.46	\$5,186.17	\$0.00	\$404,720.63
0850	Equip Interest & Sinking	\$197.32	\$0.00	\$197.32	\$0.00
0880	Criminal State Fees Fund	\$139,712.24	\$140,760.67	\$666.12	\$279,806.79
0890	Historical Commission	(\$1.67)	\$3,500.03	\$3,205.01	\$293.35
0970	Fee Officers Fund	\$417,956.15	\$545,983.26	\$560,573.11	\$403,366.30
1020	Pre-Trial Bond Supervision	\$28,340.07	\$9,378.74	\$6,662.12	\$31,056.69
1110	Special Crimes Ops	(\$3,722.02)	\$20,921.26	\$10,872.51	\$6,326.73
7010	Jail Security Improvements	\$0.02	\$0.00	\$0.02	\$0.00
7020	CSCD Construction	\$643.52	\$0.07	\$0.00	\$643.59
7030	Motorola Simulcast Radio System	\$470,013.62	\$52.73	\$0.00	\$470,066.35
7040	Alvarado Sub-Courthouse	\$117,183.91	\$10.61	\$36,028.92	\$81,165.60
7050	Jail Lift Station	\$60,000.00	\$0.00	\$0.00	\$60,000.00
8000	Title IV-E	\$0.01	\$0.00	\$0.01	\$0.00
8030	SECO Grant	\$0.00	\$0.00	\$0.00	\$0.00
8110	Bulletproof Vest Partnership	\$0.05	\$0.00	\$0.05	\$0.00
8230	FY10 Emergency Ops Center Grant	(\$4,209.57)	\$0.00	\$0.00	(\$4,209.57)
8300	HAVA Grant	\$0.01	\$0.00	\$0.01	\$0.00
8400	Cities Readiness Grant	(\$9,707.93)	\$0.00	\$17,171.80	(\$26,879.73)
8520	FY11 OJP STOP SCU	\$0.01	\$0.00	\$0.01	\$0.00
8710	Edward Byrne (JAG) Local Solicitation	\$0.00	\$0.00	\$0.00	\$0.00
8720	Ed Byrne Memorial JAG Grant FY10-FY1:	\$1,846.44	\$0.00	\$1,846.44	\$0.00
8730	Ed Byrne Memorial JAG Grant FY 10	\$0.00	\$0.00	\$0.00	\$0.00
8740	Ed Byrne Memorial JAG FY10-FY13	\$0.07	\$0.00	\$0.07	\$0.00
8750	Ed Byrne Memorial JAG- ALERRT	\$0.13	\$0.00	\$0.13	\$0.00
9020	Juvenile Operations	\$33,877.79	\$137,946.18	\$46,085.57	\$125,738.40
9190	Chapter 19 - Election Fund Mgt	\$7,710.00	\$7,709.00	\$15,419.00	\$0.00
9220	Community Supervision	\$163,610.77	\$539,538.74	\$263,749.75	\$439,399.76
9340	Emission Enforcement Officer	(\$6,536.52)	\$18.35	\$0.00	(\$6,518.17)
9350	Clean Vehicle Fleet Program	\$22.35	\$0.00	\$22.35	\$0.00
9390	Indigent Defense Improvement Grant	\$122,362.02	\$13.65	\$1,355.32	\$121,020.35
9450	TCEQ Texas Aircheck Program	\$0.00	\$0.00	\$0.00	\$0.00
	Total General Fund	\$9,808,876.63	\$4,018,456.41	\$5,573,671.06	\$8,253,661.98

CERTIFICATES OF DEPOSIT

			Face Value	Interest	Comment	Maturity
CD1	xxxx08670	Johnson County CD (0100 & 0510)	Redeemed 8/13/13		Paid quarterly	7/8/2013
CD2	xxxxxx7614	Pinnacle Bank CD (0150)	\$249,000.00	\$105.74	Paid monthly	5/3/2014
CD3	xx309	Grandview Bank CD (0180)	\$200,000.00		Paid quarterly	4/28/2014
CD4	xxxx1765	BBVA Compass Bank CD (0450)	\$249,000.00		Paid monthly	7/30/2014
CD5	xxx9372	OmniAmerican Bank (0100)	\$249,000.00	\$84.38	Paid quarterly	5/10/2014
CD6	XXX1272	American National Bank of Texas (0100)	\$249,000.00		Paid quarterly	5/14/2014
SAV	XX4645	Members Credit Union Savings (0100)	Redeemed 7/17/13			N/A
CD7	xxx0750	Members Credit Union CD (0100)	Redeemed 7/18/13		Paid monthly	
CD8	xxx1388	Bank of America CD (0100)	Redeemed 7/18/13		Paid monthly	7/18/2013
Total CD Investments			\$1,196,000.00	\$190.12		

FFB Trust and Asset Management Account Detail

Fund	Account Number	Account Title	Beginning Balance	Deposits	Paid Accrued Int.	Ending Balance
B0100		General Fund	\$7,000,000.00		\$35,853.11	\$6,955,622.34
B0150		Road & Bridge #1	\$500,000.00		\$2,560.94	\$496,830.17
B0160		Road & Bridge #2	\$100,000.00		\$512.19	\$99,366.03
B0170		Road & Bridge #3	\$300,000.00		\$1,536.56	\$298,098.10
B0180		Road & Bridge #4	\$400,000.00		\$2,048.75	\$397,464.13
B0210		Records Management - Clerk	\$300,000.00		\$1,536.56	\$298,098.10
B0220		Records Management - County	\$100,000.00		\$512.19	\$99,366.03
B0550		Indigent Health	\$600,000.00		\$3,073.12	\$596,196.20
B0600		Right of Way	\$700,000.00		\$3,585.31	\$695,562.23
Total Bond Investments			\$10,000,000.00		\$51,218.73	\$9,936,603.34

TexPool Account Detail

Fund	Account Number	Account Title	Beginning Balance	Deposits	Withdrawals	Ending Balance
TP002	XXXX0002	Record Management - County (0220)	\$186,481.14	\$6.02	\$0.00	\$186,487.16
TP004	XXXX0004	Road & Bridge #1 (0150)	\$13,932.49	\$0.44	\$0.00	\$13,932.93
TP005	XXXX0005	Road & Bridge #2 (0160)	\$657.69	\$0.00	\$0.00	\$657.69
TP006	XXXX0006	Road & Bridge #3 (0170)	\$26,575.77	\$0.88	\$0.00	\$26,576.65
TP007	XXXX0007	Road & Bridge #4 (0180)	\$13,488.61	\$0.37	\$6,000.00	\$7,488.98
TP008	XXXX0008	Right of Way (0600)	\$161,617.36	\$5.28	\$0.00	\$161,622.64
TP009	XXXX0009	Indigent Healthcare (0550)	\$27,155.22	\$0.80	\$5,500.00	\$21,656.02
TP011	XXXX0011	General 011 (0100)	\$1,835,061.89	\$59.53	\$0.00	\$1,835,121.42
TP012	XXXX0012	Law Library (0140)	\$192,935.91	\$6.25	\$0.00	\$192,942.16
TP013	XXXX0013	Equipment Interest & Sinking (0850)	\$0.00	\$0.00	\$0.00	\$0.00
TP015	XXXX0015	Record Management (0210)	\$381,328.10	\$12.39	\$0.00	\$381,340.49
TP016	XXXX0016	LEC Interest & Sinking (0800)	\$581,660.38	\$18.90	\$0.00	\$581,679.28
TP020	XXXX0020	Community Supervision (9220)	\$186,978.84	\$6.06	\$0.00	\$186,984.90
TP021	XXXX0021	Historical Commission (0890)	\$34,622.37	\$1.12	\$3,500.00	\$31,123.49
TP023	XXXX0023	Lateral Road (0130)	\$47,890.48	\$1.52	\$0.00	\$47,892.00
TP025	XXXX0025	DA Forfeiture (0260)	\$43,512.30	\$1.41	\$0.00	\$43,513.71
TP027	XXXX0027	Sheriff Forfeiture (0280)	\$6,248.06	\$0.30	\$0.00	\$6,248.36
TP030	XXXX0030	Unclaimed Money (0590)	\$12,909.18	\$0.36	\$0.00	\$12,909.54
TP031	XXXX0031	Juvenile Operations (8000)	\$14.05	\$0.00	\$0.00	\$14.05
TP040	XXXX0040	Special Projects Fund (0200)	\$21,681.19	\$0.66	\$0.00	\$21,681.85

TP041	XXXX0041	Mineral Revenues	(0510)	\$592,088.76	\$19.21	\$0.00	\$592,107.97
TP042	XXXX0042	JP#1 Tech Fund	(0360)	\$93,933.29	\$3.06	\$0.00	\$93,936.35
TP043	XXXX0043	JP#2 Tech Fund	(0370)	\$44,903.37	\$1.49	\$0.00	\$44,904.86
TP044	XXXX0044	JP#3 Tech Fund	(0380)	\$51,840.25	\$1.66	\$0.00	\$51,841.91
TP045	XXXX0045	JP#4 Tech Fund	(0390)	\$85,936.52	\$2.79	\$0.00	\$85,939.31
TP046	XXXX046	Co Clerk Records Preservation	(0450)	\$187,877.06	\$6.11	\$0.00	\$187,883.17
TP047	XXXX047	Building Maintenance Fund	(0190)	\$284,338.52	\$8.62	\$65,000.00	\$219,347.14
TP048	XXXX048	Dist Clerk Records Preservation	(0460)	\$41,133.92	\$1.34	\$0.00	\$41,135.26
TP049	XXXX049	Capital Murder Fund	(0530)	\$207,174.08	\$6.59	\$11,000.00	\$196,180.67
TP050	XXXX050	CSCD Construction Fund	(7020)	\$50,693.73	\$1.66	\$0.00	\$50,695.39
Total TexPool				\$5,414,670.53	\$174.82	\$91,000.00	\$5,323,845.35

TexStar Account Detail

Fund	Account Number	Account Title	Beginning Balance	Deposits	Withdrawals	Ending Balance	
TS0095	XXXX-00950	Road & Bridge #1	(0150)	\$453,246.75	\$11.25	\$185,436.66	\$267,821.34
TS0105	XXXX-01050	Road & Bridge #2	(0160)	\$1,018.86	\$0.00	\$614.92	\$403.94
TS0106	XXXX-01060	Road & Bridge #3	(0170)	\$59,472.90	\$0.64	\$53,626.93	\$5,846.61
TS0108	XXXX-01080	Road & Bridge #4	(0180)	\$57,653.20	\$0.46	\$55,697.02	\$1,956.64
TS0750	XXXX-07500	Equipment Purchase	(0750)	\$4,919.86	\$0.17	\$0.00	\$4,920.03
TS1111	XXXX-11110	General Fund	(0100)	\$1,294,966.30	\$41.51	\$0.00	\$1,295,007.81
Total TexStar				\$1,871,277.87	\$54.03	\$295,376.53	\$1,575,956.37


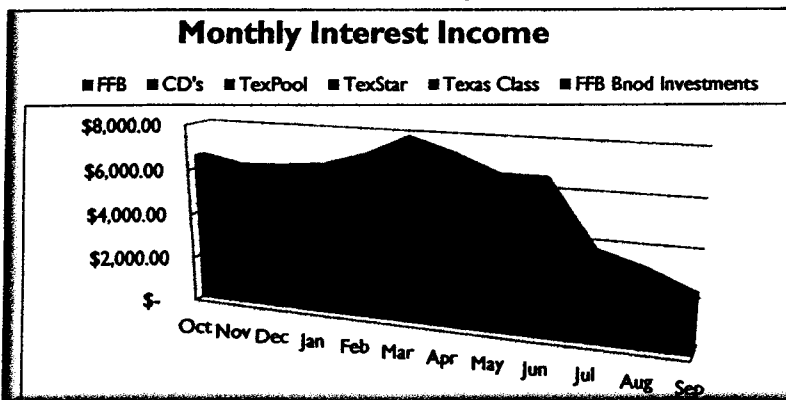
TexasCLASS Account Detail

Fund	Account Number	Account Title	Beginning Balance	Deposits	Withdrawals	Ending Balance	
TC0001	XXXX-0263-0001	General Fund	(0100)	\$7,002,625.86	\$525.70	\$53,000.00	\$6,950,151.56
TC0002	XXXX-0263-0002	Road & Bridge #1	(0150)	\$1,000,376.39	\$75.28	\$0.00	\$1,000,451.67
TC0003	XXXX-0263-0003	Road & Bridge #2	(0160)	\$323,162.72	\$21.21	\$84,000.00	\$239,183.93
TC0004	XXXX-0263-0004	Road & Bridge #3	(0170)	\$1,000,376.39	\$74.64	\$36,000.00	\$964,451.03
TC0005	XXXX-0263-0005	Road & Bridge #4	(0180)	\$1,000,376.39	\$73.73	\$87,000.00	\$913,450.12
TC0007	XXXX-0263-0007	Indigent Healthcare	(0550)	\$820,526.51	\$61.69	\$0.00	\$820,588.20
TC0008	XXXX-0263-0008	Right of Way	(0600)	\$550,407.66	\$41.44	\$0.00	\$550,449.10
Total TexasCLASS				\$ 11,697,851.92	\$873.69	\$260,000.00	\$11,438,725.61

Total Investments

\$29,471,130.67

All investments are in compliance with the investment strategy of the Johnson County Investment Policy.



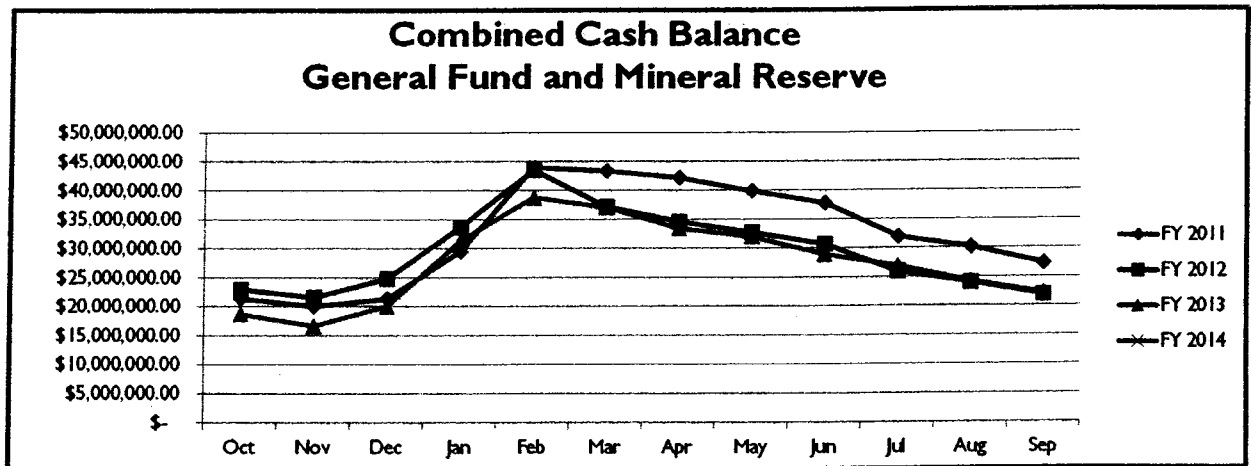
Outstanding Indebtedness

Description	Original Amount	Outstanding Amount	FY2014 Principal Due	Next Payment Due
Johnson County GO Refunding Bonds Series 2007	\$10,895,000.00	\$ 10,590,284.00	\$1,305,000.00	2/15/2014
Johnson County GO Refunding Bonds Series 2010	\$4,495,000.00	\$ 2,485,000.00	\$1,023,682.00	2/15/2014


COMBINED STATEMENT OF CASH POSITION

FUND	ACCOUNT NAME	FUND TOTAL	POOL FUNDS	INVESTMENTS	FUND TOTAL
0100	General Fund	\$2,809,618.72	\$10,080,280.79	\$7,453,622.34	\$20,143,521.85
0120	Jury Fund	\$291,891.22	\$0.00	\$0.00	\$291,891.22
0130	Lateral Roads	\$169.51	\$47,892.00	\$0.00	\$48,061.51
0140	Law Library	\$34,895.04	\$192,942.16	\$0.00	\$227,837.20
0150	Road & Bridge #1	\$16,069.91	\$1,282,205.94	\$745,830.17	\$2,044,106.02
0160	Road & Bridge #2	\$15,198.12	\$240,245.56	\$99,366.03	\$354,809.71
0170	Road & Bridge #3	\$17,144.08	\$996,874.29	\$298,098.10	\$1,312,116.47
0180	Road & Bridge #4	\$17,930.47	\$922,895.74	\$597,464.13	\$1,538,290.34
0190	Building Maintenance	\$960.13	\$219,347.14	\$0.00	\$220,307.27
0200	Special Projects	\$929.21	\$41,135.26	\$0.00	\$42,064.47
0210	Records Mgt - Co Clerk	\$43,453.51	\$381,340.49	\$298,098.10	\$722,892.10
0220	Records Mgt - County	\$29,447.43	\$186,487.16	\$99,366.03	\$315,300.62
0240	Election Services Contracts	\$177,436.13	\$0.00	\$0.00	\$177,436.13
0260	DA Forfeiture Funds	\$14,716.91	\$43,513.71	\$0.00	\$58,230.62
0270	JOCO Seizure Funds	\$31,867.37	\$0.00	\$0.00	\$31,867.37
0280	Sheriff Forfeiture Fund	\$11,165.26	\$6,248.36	\$0.00	\$17,413.62
0300	Special Crimes Ops	\$229,050.85	\$0.00	\$0.00	\$229,050.85
0320	Special Crimes Seizures	\$62,007.63	\$0.00	\$0.00	\$62,007.63
0330	JJAEP	\$5,616.63	\$0.00	\$0.00	\$5,616.63
0340	Juvenile Case Manager Fund	\$105,627.11	\$0.00	\$0.00	\$105,627.11
0350	Juvenile Probation Fees	\$42,661.12	\$0.00	\$0.00	\$42,661.12
0360	JP #1 Technology	\$11,546.82	\$93,936.35	\$0.00	\$105,483.17
0370	JP #2 Technology	\$6,560.70	\$44,904.86	\$0.00	\$51,465.56
0380	JP #3 Technology	\$6,414.36	\$51,841.91	\$0.00	\$58,256.27
0390	JP #4 Technology	\$1,537.76	\$85,939.31	\$0.00	\$87,477.07
0400	Courthouse Security	\$115,989.05	\$0.00	\$0.00	\$115,989.05
0410	Justice Court Security	\$70,173.10	\$0.00	\$0.00	\$70,173.10
0420	Custodial Funds	\$45,991.00	\$0.00	\$0.00	\$45,991.00
0450	Co Clerk Records Preservation	\$143,015.61	\$187,883.17	\$249,000.00	\$579,898.78
0460	Dist Clerk Records Preservation	\$10,995.02	\$41,135.26	\$0.00	\$52,130.28
0470	Dist Clerk Records Preservation	\$21,759.55	\$0.00	\$0.00	\$21,759.55
0480	City & Dist Clerk Technology Fund	\$115,033.69	\$0.00	\$0.00	\$115,033.69
0490	Court Records Preservation Fund	\$41,212.37	\$0.00	\$0.00	\$41,212.37
0510	Mineral Revenue Reserve	\$1,471,462.38	\$592,107.97	\$0.00	\$2,063,570.35
0520	Disaster Recovery	\$35,224.91	\$0.00	\$0.00	\$35,224.91
0530	Capital Murder Fund	\$587.92	\$196,180.67	\$0.00	\$196,768.59
0550	Indigent Healthcare	\$2,530.34	\$842,244.22	\$596,196.20	\$1,440,970.76
0590	Unclaimed Money	\$297.24	\$12,909.54	\$0.00	\$13,206.78
0600	Right of Way Fund	\$2.11	\$712,071.74	\$695,562.23	\$1,407,636.08
0750	Equipment Purchase	\$9,474.62	\$4,920.03	\$0.00	\$14,394.65
0800	LEC Interest & Sinking	\$404,720.63	\$581,679.28	\$0.00	\$986,399.91
0850	Equipment Interest & Sinking	\$0.00	\$0.00	\$0.00	\$0.00
0880	Criminal State Fees Fund	\$279,806.79	\$0.00	\$0.00	\$279,806.79
0890	Historical Commission	\$293.35	\$31,123.49	\$0.00	\$31,416.84
0960	Treasurer Clearing Account	\$136,619.61	\$0.00	\$0.00	\$136,619.61
0970	Fee Officers Fund	\$403,366.30	\$0.00	\$0.00	\$403,366.30
1020	Pre-Trial Bond Supervision	\$31,056.69	\$0.00	\$0.00	\$31,056.69
1110	Special Crimes Ops	\$6,326.73	\$0.00	\$0.00	\$6,326.73

FUND	ACCOUNT NAME	CHECKING	POOLS FUNDS	INVESTMENTS	FUND TOTAL
7010	Jail Security Improvements	\$0.00		\$0.00	\$0.00
7020	CSCD Construction	\$643.59	\$50,695.39	\$0.00	\$51,338.98
7030	Motorola Simulcast Radio System	\$470,066.35	\$0.00	\$0.00	\$470,066.35
7040	Alvarado Sub-Courthouse	\$81,165.60	\$0.00	\$0.00	\$81,165.60
7050	Jail Lift Station	\$60,000.00	\$0.00	\$0.00	\$60,000.00
8000	Title IV-E	\$0.00	\$14.05	\$0.00	\$14.05
8030	SECO Grant	\$0.00	\$0.00	\$0.00	\$0.00
8110	Bulletproof Vest Partnership	\$0.00	\$0.00	\$0.00	\$0.00
8230	FY10 Emergency Ops Center Grant	(\$4,209.57)	\$0.00	\$0.00	(\$4,209.57)
8300	HAVA Grant	\$0.00	\$0.00	\$0.00	\$0.00
8400	Cities Readiness Grant	(\$26,879.73)	\$0.00	\$0.00	(\$26,879.73)
8520	FY11 OJP STOP SCU Grant	\$0.00	\$0.00	\$0.00	\$0.00
8710	Ed Byrne Local Solicitation	\$0.00	\$0.00	\$0.00	\$0.00
8720	Ed Byrne Local Solicitation	\$0.00	\$0.00	\$0.00	\$0.00
8730	Ed Byrne Memorial JAG Grant	\$0.00	\$0.00	\$0.00	\$0.00
8740	FY10 Ed Byrne Memorial JAG	\$0.00	\$0.00	\$0.00	\$0.00
8750	FY11 Ed Byrne Memorial- ALLERT	\$0.00	\$0.00	\$0.00	\$0.00
9020	Juvenile Operations	\$125,738.40	\$0.00	\$0.00	\$125,738.40
9190	Chapter 19 Election Fund Mgt	\$0.00	\$0.00	\$0.00	\$0.00
9220	Community Supervision	\$439,399.76	\$186,984.90	\$0.00	\$626,384.66
9340	Emission Enforcement Officer	(\$6,518.17)	\$0.00	\$0.00	(\$6,518.17)
9350	Clean Vehicle Fleet Program	\$0.00	\$0.00	\$0.00	\$0.00
9390	Indigent Defense Improvement Grant	\$121,020.35	\$0.00	\$0.00	\$121,020.35
9450	TCEQ Texas Aircheck Program	\$0.00	\$0.00	\$0.00	\$0.00
Grand Totals		\$8,390,281.59	\$18,357,980.74	\$11,132,603.33	\$37,880,865.66



First Financial Bank / Pledged Collateral:		Orig Face Value	Par Value	Book Value	Market Value
as of	Cleburne	\$43,606,369.00	\$35,607,977.93	\$34,848,358.60	\$36,967,514.89
30-Sep-13	Ablene	\$90,196,087.00	\$29,043,986.89	\$29,940,274.90	\$30,541,326.80
Totals		\$133,802,456.00	\$64,651,964.82	\$64,788,633.50	\$67,508,841.69



I certify the information in this report is true and correct to the best of my knowledge.

Debbie Rice

Debbie Rice
Treasurer

10-22-2013

Date

COUNTY TREASURER'S REPORT
IN THE MATTER OF COUNTY FINANCES
IN THE HANDS OF DEBBIE RICE
TREASURER OF JOHNSON COUNTY, TEXAS

COMMISSIONERS COURT
JOHNSON COUNTY, TEXAS
IN REGULAR SESSION
OCTOBER TERM 2013

IN ACCORDANCE with Section 114.026, Local Government Code, we the undersigned, constituting the entire Commissioners Court of said County, certify that on the 28th day of October, 2013, at the Regular term of Court, we compared and examined the monthly report of Debbie Rice, Treasurer of Johnson County, for SEPTEMBER 2013, and finding the same correct, entered an order in the Minutes approving said Report, which states total cash and other assets on hand as \$37,880,865.66

Roger Harmon
Roger Harmon, County Judge

Rick Bailey
Rick Bailey, Commissioner, Pct 1


Kenny Howell
Kenny Howell, Commissioner Pct. 2

Jerry D. Strager
Jerry D. Strager, Commissioner, Pct. 3

Don Beeson
Don Beeson, Commissioner Pct. 4

SWORN TO AND SUBSCRIBED BEFORE ME, by Roger Harmon, County Judge and County Commissioners of said Johnson County, each respectively, on this the 28th day of October, A.D. 2013.

Becky Williams
Becky Williams, County Clerk and
Clerk of the Commissioners Court in and for
Johnson County, Texas.



FILED FOR RECORD THIS _____ DAY OF _____ A.D., 2012 and recorded in the minutes of the Court for the term in which the affidavits are filed on the _____ day of _____, A.D. 2013

Attest: Becky Williams, County Clerk

Bonds Purchased

FFCB	1.625%	11/19/2014	\$	500,000.00	\$ 508,175.00
FHLB	0.375%	08/28/2015	\$	500,000.00	\$ 499,930.00
FHLMC	0.875%	10/14/2016	\$	500,000.00	\$ 502,030.00
FHLMC	2.000%	08/25/2016	\$	500,000.00	\$ 518,090.00
FHLMC	2.500%	06/24/2016	\$	500,000.00	\$ 524,000.00
FHLMC	2.875%	02/09/2015	\$	500,000.00	\$ 517,755.00
FHLMC	4.75%	01/19/2016	\$	450,000.00	\$ 493,731.00
FHLMC	4.75%	11/17/2015	\$	500,000.00	\$ 545,480.00
FNMA	0.75%	12/19/2014	\$	500,000.00	\$ 503,265.00
FNMA	1.625%	10/26/2015	\$	500,000.00	\$ 512,230.00
FNMA	2.375%	04/11/2016	\$	500,000.00	\$ 521,845.00
FNMA	2.375%	07/28/2013	\$	500,000.00	\$ 518,270.00
FNMA	4.625%	10/15/2014	\$	500,000.00	\$ 523,110.00
FNMA	5.000%	04/15/2015	\$	500,000.00	\$ 536,135.00
FNMA	5.25%	09/16/2016	\$	500,000.00	\$ 566,020.00
US Treas	1.250%	02/15/2014	\$	500,000.00	\$ 502,225.00
US Treas	2.625%	06/30/2014	\$	500,000.00	\$ 509,435.00
US T-BILL		10/10/2013	\$	500,000.00	\$ 500,000.00
US T-BILL		12/05/2013	\$	500,000.00	\$ 499,995.00
FSG FUND		N/A	\$	134,882.34	\$ 134,882.34